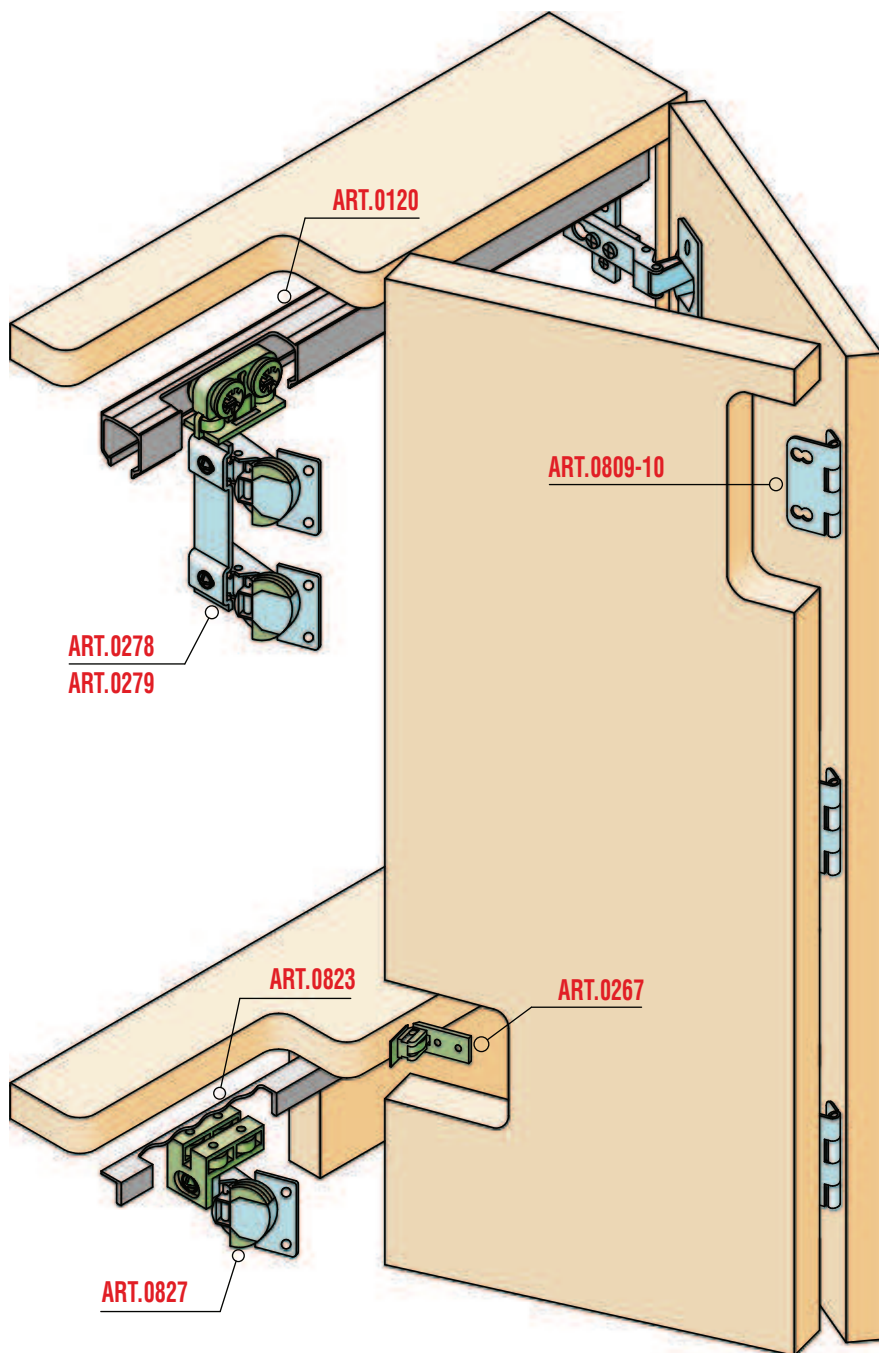
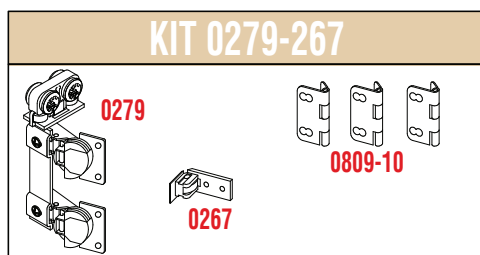
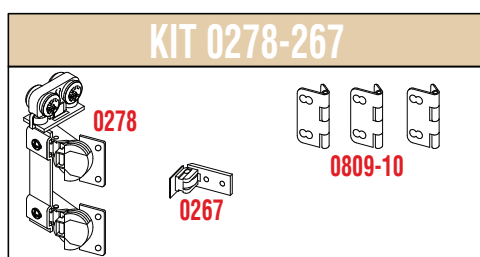
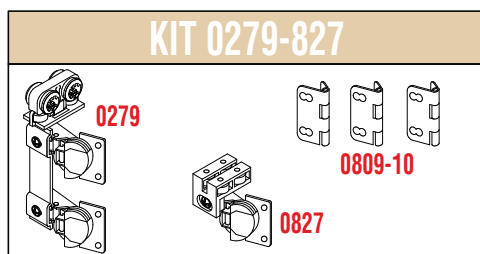
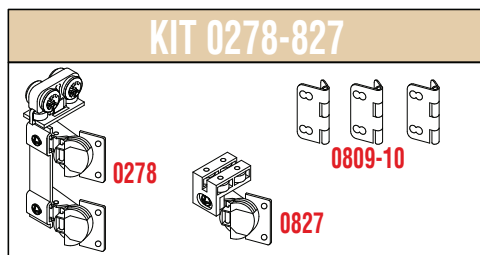


SERIE 200 Il nuovo pieghevole

SERIES 200 The new folding door



Sistemi pieghevoli per mobili / Folding systems for furniture



Legenda KIT / Kit Legend

0278	Carrello superiore a rulli con 2 cerniere <i>Upper truck with rollers with 2 hinges</i>
0279	Carrello superiore a cuscinetti con 2 cerniere <i>Upper truck with ball bearings with 2 hinges</i>
0267	Rotella inferiore <i>Lower roller</i>
0827	Guida inferiore con 1 cerniera <i>Lower runner with 1 hinge</i>
0809-10	Cerniera simmetrica-asymetrica con bussole <i>Symmetric-asyymmetric hinge with bushes</i>

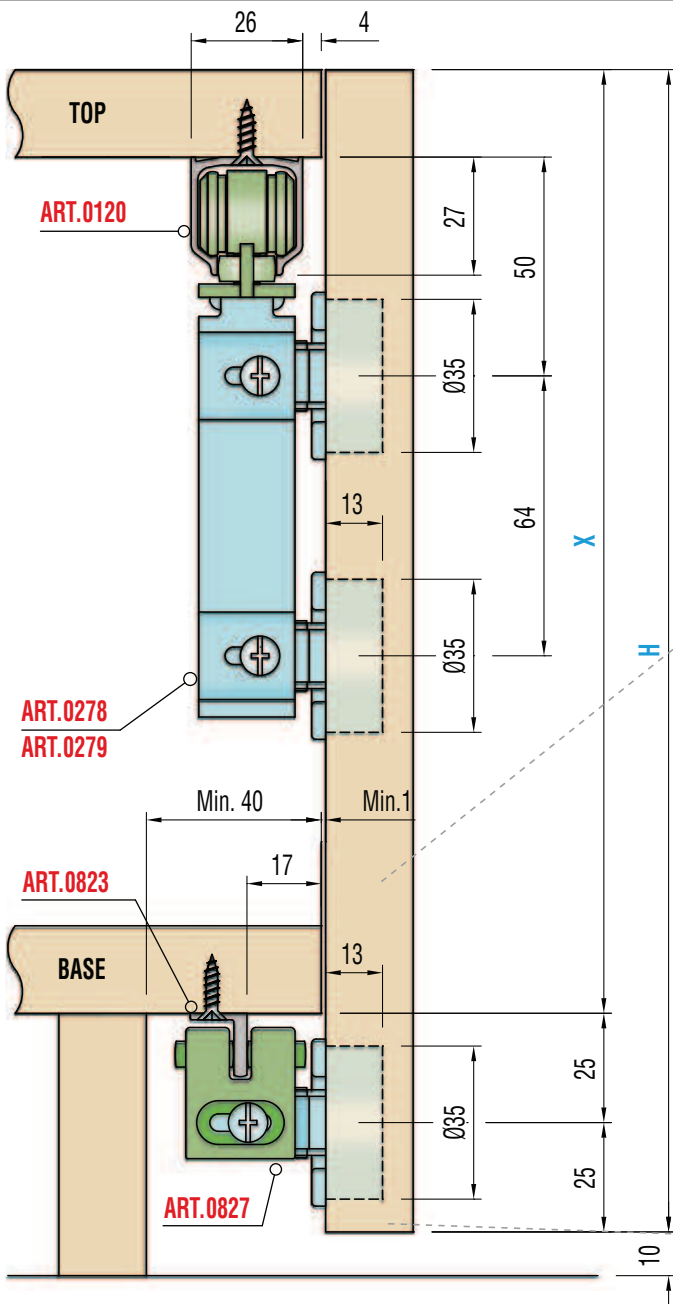
Legenda altri componenti Legend other items

0120		Profilo alluminio superiore <i>Upper aluminium profile</i>
0823		Profilo alluminio inferiore <i>Lower aluminium profile</i>



Sistemi scorrevoli per armadi / Folding systems for furniture

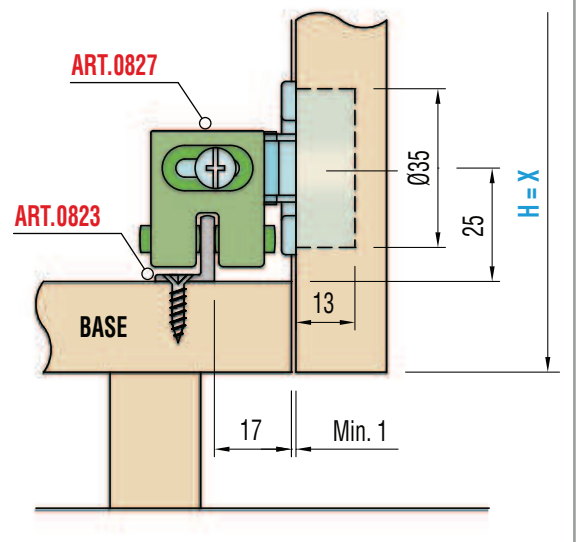
Sezione verticale / Vertical section



DIMENSIONI ANTE DIMENSIONS OF THE DOORS	
Altezza Height	max. 2600 mm.
Larghezza Width	max. 500 mm.
Spessore Thickness	min. 16 mm. - max. 30 mm.

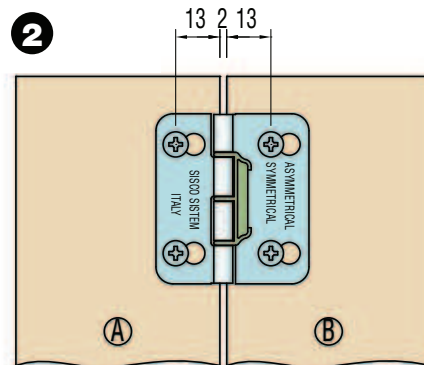
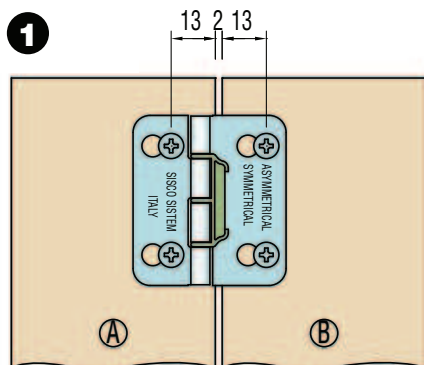
Variante Special version

Con guida inferiore all'interno del mobile
With lower runner inside the wardrobe



$H = X + 50$

Posizione di montaggio cerniere centrali art.0809-10 Assembling position of the centre hinges art.0809-10

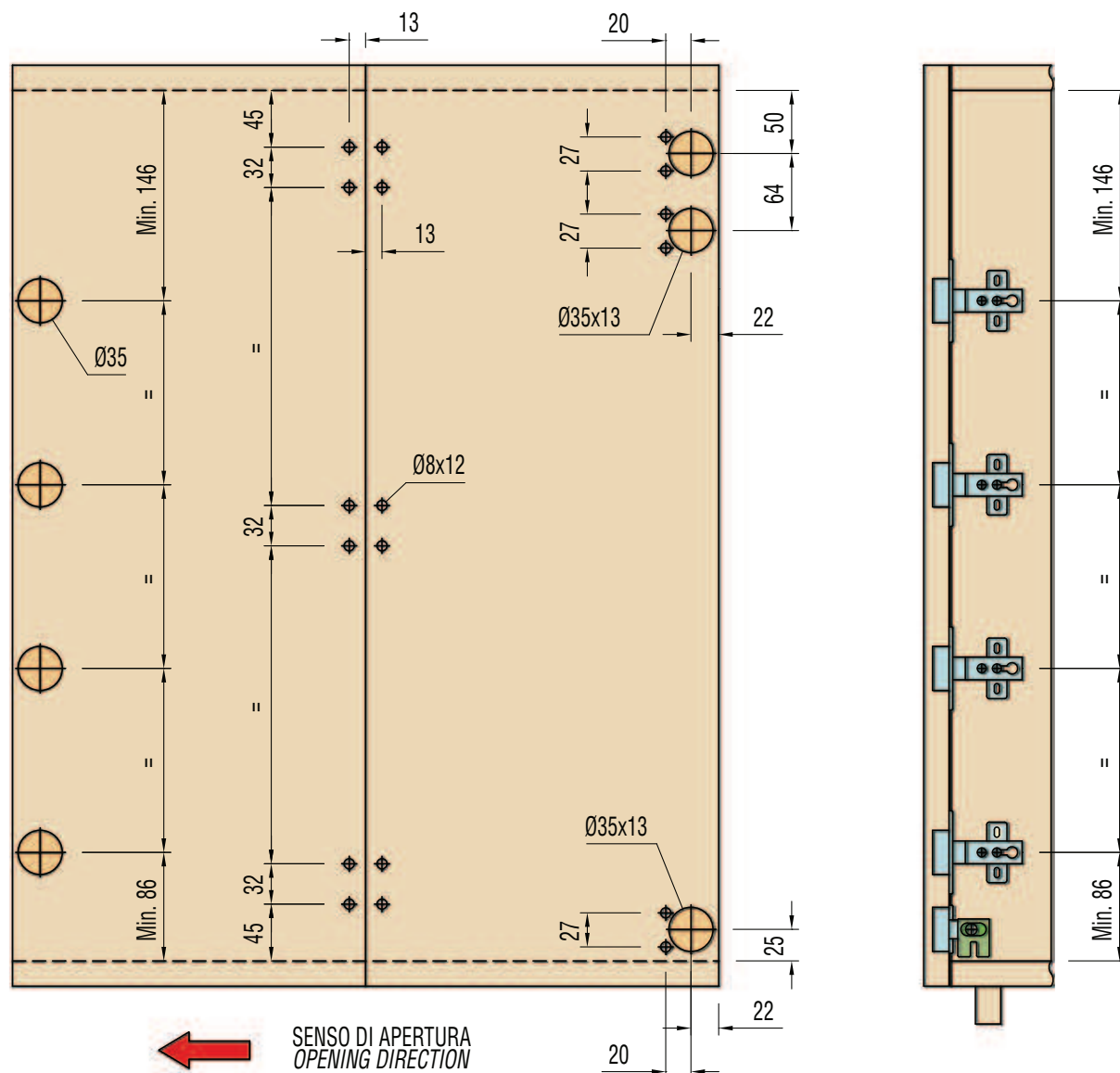


Per il corretto funzionamento del sistema, Vi consigliamo l'uso di cerniere laterali con apertura a 110°, in abbinamento alle cerniere centrali, ART.0809-10, montate in modo asimmetrico (1). Se invece utilizzate cerniere laterali con apertura a 90°, montate le cerniere centrali, ART.0809-10, in modo simmetrico (2).

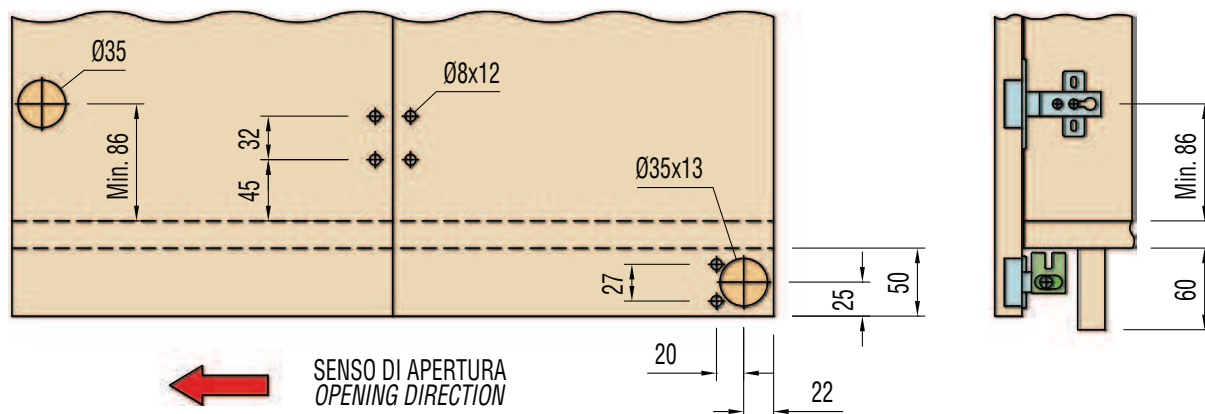
To ensure a proper functioning of the system, we suggest you to use side hinges with 110° opening, along with centre hinges, ART.0809-10, asymmetrically fitted (1). If you use side hinges with 90° opening, fit centre hinges, ART.0809-10, symmetrically (2).

Schema foratura ante / Doors drilling

CON GUIDA INFERIORE ALL'INTERNO DEL MOBILE / WITH LOWER RUNNER INSIDE THE WARDROBE



Con guida inferiore all'esterno del mobile / With lower runner outside the wardrobe



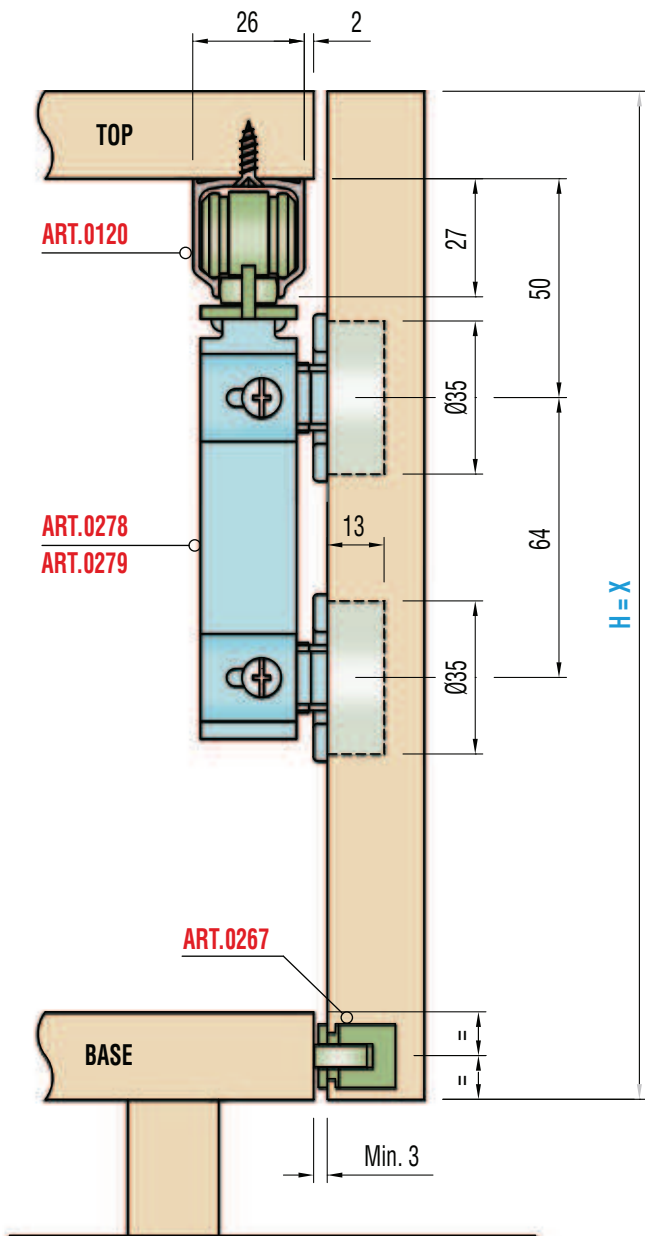
Il peso delle ante deve essere sostenuto dalle cerniere laterali montate sulla spalla del mobile e non dal carrello superiore, che ha la sola funzione di guida. Consultate il vostro fornitore per determinare quante cerniere devono essere montate sulla spalla del mobile, in funzione delle dimensioni e del peso delle vostre ante.

The weight of the doors is born by the side hinges fitted to the wardrobe side, not by the upper truck which only functions as a guide. Turn to your supplier for the quantity of hinges which must be fitted to the wardrobe side, depending on the dimensions and weight of your doors.



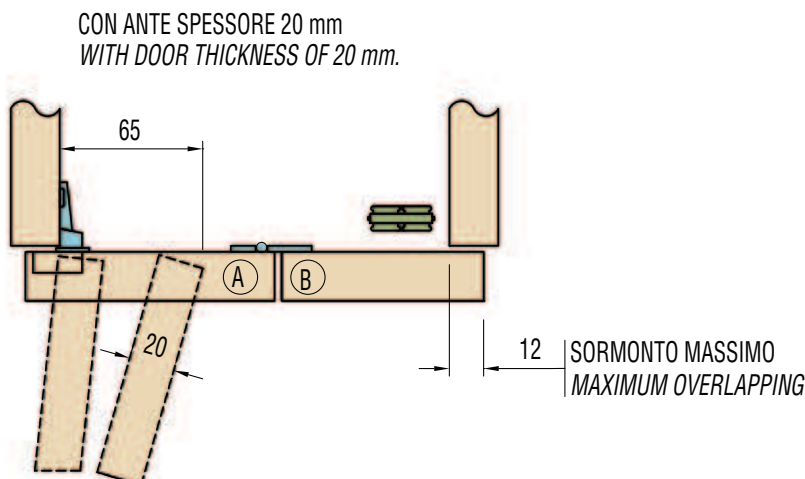
Sistemi scorrevoli per armadi / Folding systems for furniture

Sezione verticale / Vertical section

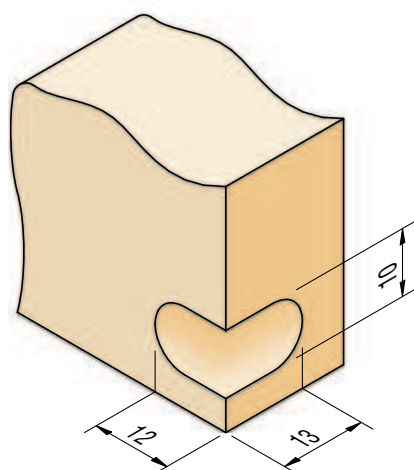
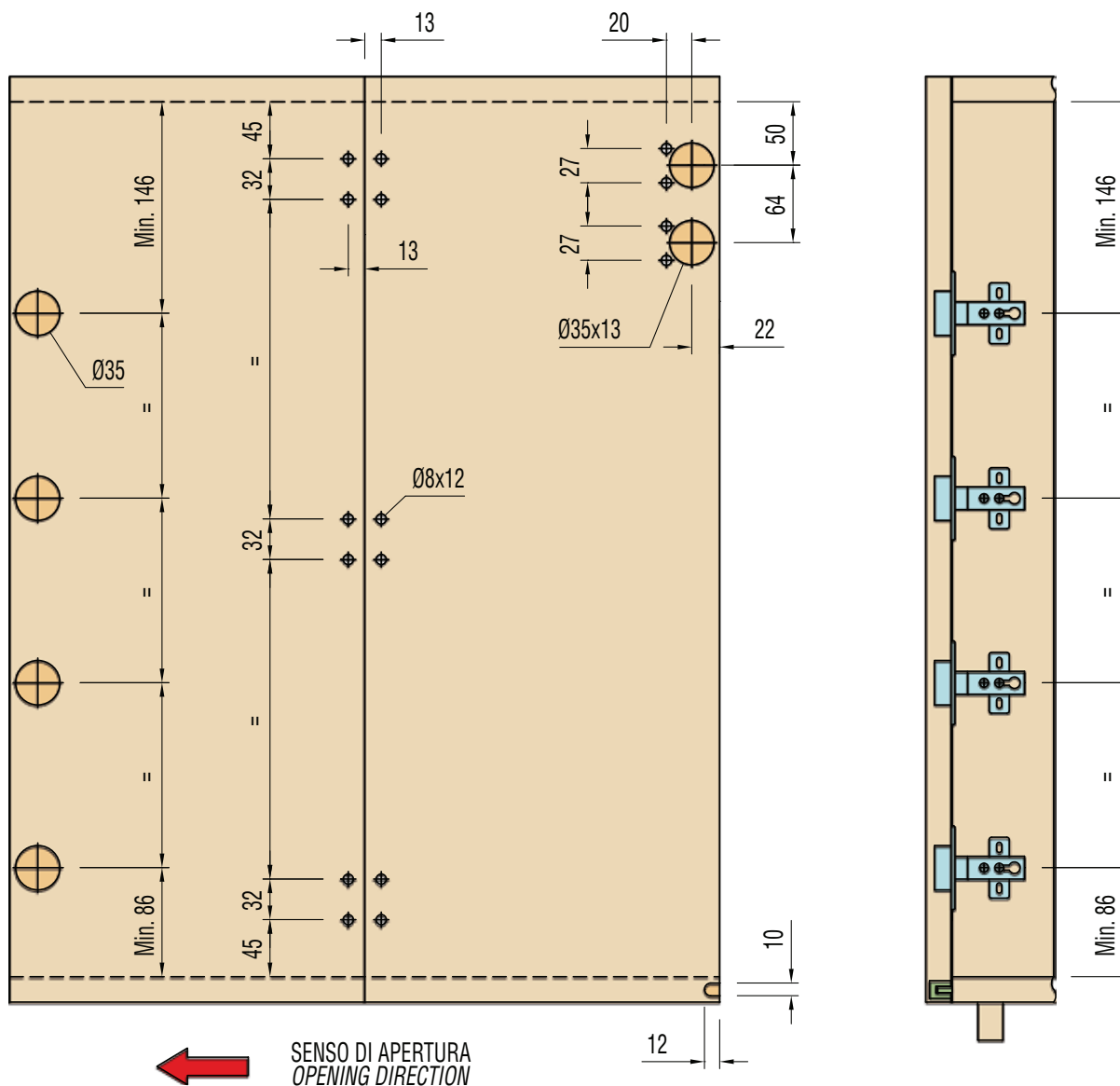


DIMENSIONI ANTE DIMENSIONS OF THE DOORS	
Altezza Height	max. 2600 mm.
Larghezza Width	max. 500 mm.
Spessore Thickness	min. 16 mm. - max. 30 mm.

Dimensione minima di ingombro / Minimum overall dimension



Schema foratura ante / Doors drilling



Il peso delle ante deve essere sostenuto dalle cerniere laterali montate sulla spalla del mobile e non dal carrello superiore, che ha la sola funzione di guida. Consultate il vostro fornitore per determinare quante cerniere devono essere montate sulla spalla del mobile, in funzione delle dimensioni e del peso delle vostre ante.

The weight of the doors is born by the side hinges fitted to the wardrobe side, not by the upper truck which only functions as a guide.

Turn to your supplier for the quantity of hinges which must be fitted to the wardrobe side, depending on the dimensions and weight of your doors.